

Accounts > History

Transactions From 03/17/2016 To 03/17/2020

Date ▼	Action	Details	Symbol	Description*	Quantity	Price	Fees & Comm	Amount
03/13/2020	Buy to Open	Trade Details	TSLA 03/13/2020 500.00 P	PUT TESLA INC \$500 EXP 03/13/20	6	\$1.82	\$4.00	-\$1,096.00
03/13/2020	Buy to Open	Trade Details	TSLA 03/13/2020 500.00 P	PUT TESLA INC \$500 EXP 03/13/20	1	\$1.55	\$0.65	-\$155.65
03/13/2020	Buy to Open	Trade Details	TSLA 03/13/2020 500.00 P	PUT TESLA INC \$500 EXP 03/13/20	1	\$1.55	\$0.65	-\$155.65
03/13/2020	Sell to Close	Trade Details	AAPL 03/13/2020 270.00 C	CALL APPLE INC \$270 EXP 03/13/20	20	\$0.50	\$13.34	\$986.66
03/13/2020	Buy to Open	Trade Details	AAPL 03/13/2020 270.00 C	CALL APPLE INC \$270 EXP 03/13/20	10	\$0.95	\$6.67	-\$956.67
03/13/2020	Buy to Open	Trade Details	AAPL 03/13/2020 270.00 C	CALL APPLE INC \$270 EXP 03/13/20	10	\$1.55	\$6.67	-\$1,556.67
03/13/2020	Sell to Close	Trade Details	TSLA 03/20/2020 400.00 P	PUT TESLA INC \$400 EXP 03/20/20	3	\$5.00	\$2.02	\$1,497.98
03/13/2020	Buy to Open	Trade Details	TSLA 03/20/2020 400.00 P	PUT TESLA INC \$400 EXP 03/20/20	3	\$5.90	\$1.99	-\$1,771.99
03/13/2020	Sell to Close	Trade Details	TSLA 03/20/2020 400.00 P	PUT TESLA INC \$400 EXP 03/20/20	3	\$3.40	\$2.01	\$1,017.99
03/13/2020	Buy to Open	Trade Details	TSLA 03/20/2020 400.00 P	PUT TESLA INC \$400 EXP 03/20/20	1	\$2.70	\$0.65	-\$270.65
03/12/2020	Buy to Open	Trade Details	TSLA 03/20/2020 400.00 P	PUT TESLA INC \$400 EXP 03/20/20	1	\$3.50	\$0.65	-\$350.65
03/12/2020	Buy to Open	Trade Details	TSLA 03/20/2020 400.00 P	PUT TESLA INC \$400 EXP	1	\$5.90	\$0.65	-\$590.65

400.00 P 03/20/20

03/11/2020	Sell to Close	Trade Details	BA 03/13/2020 200.00 P	PUT BOEING CO \$200 EXP 03/13/20	2	\$4.49	\$1.36	\$896.64
03/10/2020	Buy to Open	Trade Details	BA 03/13/2020 200.00 P	PUT BOEING CO \$200 EXP 03/13/20	1	\$2.40	\$0.65	-\$240.65
03/10/2020	Buy to Open	Trade Details	BA 03/13/2020 200.00 P	PUT BOEING CO \$200 EXP 03/13/20	1	\$3.85	\$0.65	-\$385.65
03/10/2020	Sell to Close	Trade Details	INO 03/20/2020 7.00 P	PUT INOVIO PHARMA \$7 EXP 03/20/20	2	\$1.65	\$1.35	\$328.65
03/10/2020	Sell to Close	Trade Details	ROKU 03/13/2020 90.00 P	PUT ROKU I N C \$90 EXP 03/13/20	1	\$1.64	\$0.65	\$163.35
03/10/2020	Sell to Close	Trade Details	ROKU 03/13/2020 90.00 P	PUT ROKU I N C \$90 EXP 03/13/20	1	\$1.64	\$0.65	\$163.35
03/09/2020	Buy to Open	Trade Details	INO 03/20/2020 7.00 P	PUT INOVIO PHARMA \$7 EXP 03/20/20	2	\$1.00	\$1.34	-\$201.34
03/09/2020	Buy to Open	Trade Details	ROKU 03/13/2020 90.00 P	PUT ROKU I N C \$90 EXP 03/13/20	2	\$1.55	\$1.34	-\$311.34
03/06/2020	Sell to Close	Trade Details	INO 03/20/2020 12.00 P	PUT INOVIO PHARMA \$12 EXP 03/20/20	1	\$3.40	\$0.66	\$339.34
03/06/2020	Buy to Open	Trade Details	INO 03/20/2020 12.00 P	PUT INOVIO PHARMA \$12 EXP 03/20/20	1	\$3.33	\$0.65	-\$333.65
03/06/2020	Sell to Close	Trade Details	ROKU 03/06/2020 100.00 P	PUT ROKU I N C \$100 EXP 03/06/20	6	\$1.52	\$4.02	\$907.98
03/06/2020	Sell to Close	Trade Details	ROKU 03/06/2020 100.00 P	PUT ROKU I N C \$100 EXP 03/06/20	3	\$1.52	\$2.00	\$454.00
03/06/2020	Sell to Close	Trade Details	ROKU 03/06/2020 100.00 P	PUT ROKU I N C \$100 EXP 03/06/20	1	\$1.52	\$0.65	\$151.35
03/06/2020	Buy to Open	Trade Details	ROKU 03/06/2020 100.00 P	PUT ROKU I N C \$100 EXP 03/06/20	10	\$1.19	\$6.67	-\$1,196.67
03/06/2020	Sell to Close	Trade Details	ROKU 03/06/2020 100.00 P	PUT ROKU I N C \$100 EXP 03/06/20	5	\$1.02	\$3.33	\$506.67
03/06/2020	Buy to Open	Trade Details	ROKU 03/06/2020 100.00 P	PUT ROKU I N C \$100 EXP 03/06/20	1	\$0.80	\$0.65	-\$80.65
03/06/2020	Buy to Open	Trade Details	ROKU 03/06/2020	PUT ROKU I N C \$100 EXP	4	\$0.80	\$2.66	-\$322.66

100.00 P 03/06/20

03/06/2020	Sell to Close	Trade Details	INO 03/20/2020 13.00 C	CALL INOVIO PHARMA \$13 EXP 03/20/20	1	\$1.73	\$0.65	\$172.35
03/05/2020	Security Transfer		NO NUMBER	TOA ACAT 6769				-\$75.00
03/05/2020	Security Transfer		NO NUMBER	TOA ACAT 6769				\$7,610.37
03/05/2020	Buy to Open	Trade Details	INO 03/20/2020 13.00 C	CALL INOVIO PHARMA \$13 EXP 03/20/20	1	\$0.90	\$0.65	-\$90.65
03/05/2020	Sell to Close	Trade Details	ROKU 03/06/2020 100.00 P	PUT ROKU I N C \$100 EXP 03/06/20	1	\$0.73	\$0.65	\$72.35
03/04/2020	Buy to Open	Trade Details	ROKU 03/06/2020 100.00 P	PUT ROKU I N C \$100 EXP 03/06/20	1	\$1.61	\$0.65	-\$161.65
02/28/2020	MoneyLink Transfer			Tfr JPMORGAN CHASE BAN, JOEY N EPLITE				\$200.00

Transactions Total

\$5,164.54


*Transactions may include Bank Sweep deposit information. Bank Sweep deposits are held at the FDIC-insured depository institution(s) referenced on the Balances detail page, your account statements and disclosed in your account documents. SIPC does not cover balances held in the Bank Sweep feature.


(0007-7604)

Brokerage Products: Not FDIC Insured • No Bank Guarantee • May Lose Value

Account: [REDACTED]

Today's Date: 08:08 PM ET, 03/17/2020

Charles Schwab & Co., Inc., and Charles Schwab Bank are separate but affiliated companies and subsidiaries of The Charles Schwab Corporation. Brokerage products are offered by Charles Schwab & Co., Inc. (Member SIPC  ("Schwab"). Schwab Intelligent Portfolios® is offered by Schwab, a dually registered broker dealer and investment advisor, and Institutional Intelligent Portfolios® is a technology and service platform provided to Advisor by Schwab Performance Technologies ("SPT") and used by Advisor to provide its clients with an automated investment management service. Deposit and lending products and services are offered by Charles Schwab Bank, Member FDIC and an Equal Housing Lender ("Schwab Bank").

Bank Sweep deposits are held at one or more FDIC-insured banks that are affiliated with Charles Schwab & Co., Inc. ("Affiliated Banks"). Funds deposited at Affiliated Banks are insured, in aggregate, up to \$250,000 per Affiliated Bank, per depositor, for each account ownership category, by the Federal Deposit Insurance Corporation (FDIC). Securities products and services (including unswept or intra-day cash, net credit or debit balances, and money market funds) offered by Charles Schwab & Co., Inc. (Member SIPC ) are not deposits or obligations of the Affiliated Banks, are subject to investment risk, are not FDIC insured, may lose value, and are not Affiliated Bank-guaranteed. Charles Schwab & Co., Inc. and the Affiliated Banks are separate entities and are all affiliates of The Charles Schwab Corporation.

© 2020 Charles Schwab & Co., Inc. All rights reserved. Member SIPC. Unauthorized access is prohibited. Usage will be monitored.

Accounts > History

Transactions From 03/17/2016 To 03/17/2020

Date ▼	Action	Details	Symbol	Description*	Quantity	Price	Fees & Comm	Amount
03/17/2020	Sell to Close	Trade Details	ZM 03/20/2020 110.00 C	CALL ZOOM VIDEO COMMUNIC\$110 EXP 03/20/20	10	\$5.30	\$6.79	\$5,293.21
03/17/2020	Buy to Open	Trade Details	ZM 03/20/2020 110.00 C	CALL ZOOM VIDEO COMMUNIC\$110 EXP 03/20/20	10	\$5.30	\$6.67	-\$5,306.67
03/17/2020	Sell to Close	Trade Details	ZM 03/20/2020 110.00 C	CALL ZOOM VIDEO COMMUNIC\$110 EXP 03/20/20	3	\$5.00	\$2.02	\$1,497.98
03/17/2020	Buy to Open	Trade Details	ZM 03/20/2020 110.00 C	CALL ZOOM VIDEO COMMUNIC\$110 EXP 03/20/20	1	\$4.67	\$0.65	-\$467.65
03/17/2020	Buy to Open	Trade Details	ZM 03/20/2020 110.00 C	CALL ZOOM VIDEO COMMUNIC\$110 EXP 03/20/20	1	\$4.67	\$0.65	-\$467.65
03/17/2020	Buy to Open	Trade Details	ZM 03/20/2020 110.00 C	CALL ZOOM VIDEO COMMUNIC\$110 EXP 03/20/20	1	\$4.67	\$0.65	-\$467.65
03/17/2020	Sell to Close	Trade Details	BA 03/20/2020 100.00 P	PUT BOEING CO \$100 EXP 03/20/20	2	\$6.70	\$1.37	\$1,338.63
03/17/2020	Buy to Open	Trade Details	BA 03/20/2020 100.00 P	PUT BOEING CO \$100 EXP 03/20/20	1	\$7.00	\$0.65	-\$700.65
03/17/2020	Buy to Open	Trade Details	BA 03/20/2020 100.00 P	PUT BOEING CO \$100 EXP 03/20/20	1	\$7.00	\$0.65	-\$700.65
03/17/2020	Sell to Close	Trade Details	BA 03/20/2020 100.00 P	PUT BOEING CO \$100 EXP 03/20/20	2	\$6.65	\$1.37	\$1,328.63

03/17/2020	Buy to Open	Trade Details	BA 03/20/2020 100.00 P	PUT BOEING CO \$100 EXP 03/20/20	2	\$6.20	\$1.34	-\$1,241.34
03/17/2020	Sell to Close	Trade Details	ROKU 03/20/2020 80.00 C	CALL ROKU I N C \$80 EXP 03/20/20	5	\$1.35	\$3.33	\$671.67
03/17/2020	Buy to Open	Trade Details	ROKU 03/20/2020 80.00 C	CALL ROKU I N C \$80 EXP 03/20/20	5	\$1.60	\$3.32	-\$803.32
03/17/2020	Sell to Close	Trade Details	BA 03/20/2020 90.00 P	PUT BOEING CO \$90 EXP 03/20/20	1	\$7.00	\$0.67	\$699.33
03/17/2020	Buy to Open	Trade Details	BA 03/20/2020 90.00 P	PUT BOEING CO \$90 EXP 03/20/20	1	\$7.50	\$0.65	-\$750.65
03/17/2020	Sell to Close	Trade Details	BA 03/20/2020 100.00 P	PUT BOEING CO \$100 EXP 03/20/20	2	\$10.67	\$1.39	\$2,132.61
03/17/2020	Buy to Open	Trade Details	BA 03/20/2020 100.00 P	PUT BOEING CO \$100 EXP 03/20/20	2	\$7.90	\$1.34	-\$1,581.34
03/17/2020	Sell to Close	Trade Details	TSLA 03/20/2020 300.00 P	PUT TESLA INC \$300 EXP 03/20/20	1	\$6.00	\$0.66	\$599.34
03/17/2020	Sell to Close	Trade Details	TSLA 03/20/2020 300.00 P	PUT TESLA INC \$300 EXP 03/20/20	1	\$7.05	\$0.67	\$704.33
03/17/2020	Buy to Open	Trade Details	TSLA 03/20/2020 300.00 P	PUT TESLA INC \$300 EXP 03/20/20	2	\$6.75	\$1.34	-\$1,351.34
03/17/2020	Sell to Close	Trade Details	BA 03/20/2020 100.00 P	PUT BOEING CO \$100 EXP 03/20/20	10	\$6.35	\$6.81	\$6,343.19
03/17/2020	Buy to Open	Trade Details	BA 03/20/2020 100.00 P	PUT BOEING CO \$100 EXP 03/20/20	10	\$6.70	\$6.67	-\$6,706.67
03/17/2020	Sell to Close	Trade Details	BA 03/20/2020 100.00 P	PUT BOEING CO \$100 EXP 03/20/20	7	\$5.60	\$4.75	\$3,915.25
03/17/2020	Sell to Close	Trade Details	BA 03/20/2020 100.00 P	PUT BOEING CO \$100 EXP 03/20/20	5	\$5.60	\$3.38	\$2,796.62
03/17/2020	Buy to Open	Trade Details	BA 03/20/2020 100.00 P	PUT BOEING CO \$100 EXP 03/20/20	10	\$5.60	\$6.67	-\$5,606.67
03/17/2020	Buy to Open	Trade Details	BA 03/20/2020 100.00 P	PUT BOEING CO \$100 EXP 03/20/20	1	\$3.17	\$0.65	-\$317.65
03/17/2020	Buy to Open	Trade Details	BA 03/20/2020	PUT BOEING CO \$100 EXP	1	\$3.17	\$0.65	-\$317.65

100.00 P 03/20/20

03/17/2020	Sell to Close	Trade Details	ROKU 03/20/2020 70.00 P	PUT ROKU I N C \$70 EXP 03/20/20	10	\$11.55	\$6.93	\$11,543.07
03/16/2020	Buy to Open	Trade Details	ROKU 03/20/2020 70.00 P	PUT ROKU I N C \$70 EXP 03/20/20	3	\$4.30	\$1.99	-\$1,291.99
03/16/2020	Buy to Open	Trade Details	ROKU 03/20/2020 70.00 P	PUT ROKU I N C \$70 EXP 03/20/20	7	\$4.30	\$4.66	-\$3,014.66
03/16/2020	Sell to Close	Trade Details	MRNA 03/20/2020 25.00 C	CALL MODERNA INC \$25 EXP 03/20/20	4	\$2.05	\$2.68	\$817.32
03/16/2020	Buy to Open	Trade Details	MRNA 03/20/2020 25.00 C	CALL MODERNA INC \$25 EXP 03/20/20	4	\$2.50	\$2.66	-\$1,002.66
03/16/2020	Sell to Close	Trade Details	RCL 03/20/2020 33.00 P	PUT ROYAL CARIBBEAN CRUI\$33 EXP 03/20/20	1	\$4.36	\$0.66	\$435.34
03/16/2020	Sell to Close	Trade Details	RCL 03/20/2020 33.00 P	PUT ROYAL CARIBBEAN CRUI\$33 EXP 03/20/20	1	\$4.35	\$0.66	\$434.34
03/16/2020	Buy to Open	Trade Details	RCL 03/20/2020 33.00 P	PUT ROYAL CARIBBEAN CRUI\$33 EXP 03/20/20	2	\$4.50	\$1.34	-\$901.34
03/16/2020	Sell to Close	Trade Details	RCL 03/20/2020 35.00 C	CALL ROYAL CARIBBEAN CRU\$35 EXP 03/20/20	2	\$4.10	\$1.36	\$818.64
03/16/2020	Buy to Open	Trade Details	RCL 03/20/2020 35.00 C	CALL ROYAL CARIBBEAN CRU\$35 EXP 03/20/20	1	\$4.65	\$0.65	-\$465.65
03/16/2020	Buy to Open	Trade Details	RCL 03/20/2020 35.00 C	CALL ROYAL CARIBBEAN CRU\$35 EXP 03/20/20	1	\$4.65	\$0.65	-\$465.65
03/16/2020 as of 03/15/2020	Bank Interest			BANK INT 021620-031520 SCHWAB BANK				\$0.02
03/13/2020	Sell to Close	Trade Details	TSLA 03/13/2020 475.00 P	PUT TESLA INC \$475 EXP 03/13/20	5	\$3.59	\$3.36	\$1,791.64
03/13/2020	Buy to Open	Trade Details	TSLA 03/13/2020 475.00 P	PUT TESLA INC \$475 EXP 03/13/20	5	\$4.60	\$3.32	-\$2,303.32
03/13/2020	Sell to Close	Trade Details	TSLA 03/13/2020 500.00 P	PUT TESLA INC \$500 EXP 03/13/20	2	\$7.70	\$1.37	\$1,538.63

03/13/2020	Sell to Close	Trade Details	TSLA 03/13/2020 500.00 P	PUT TESLA INC \$500 EXP 03/13/20	3	\$7.70	\$2.04	\$2,307.96
03/13/2020	Sell to Close	Trade Details	TSLA 03/13/2020 500.00 P	PUT TESLA INC \$500 EXP 03/13/20	4	\$7.90	\$2.73	\$3,157.27
03/13/2020	Sell to Close	Trade Details	TSLA 03/13/2020 500.00 P	PUT TESLA INC \$500 EXP 03/13/20	1	\$7.90	\$0.67	\$789.33
03/13/2020	Sell to Close	Trade Details	TSLA 03/13/2020 500.00 P	PUT TESLA INC \$500 EXP 03/13/20	1	\$7.90	\$0.67	\$789.33
03/13/2020	Sell to Close	Trade Details	TSLA 03/13/2020 500.00 P	PUT TESLA INC \$500 EXP 03/13/20	4	\$7.90	\$2.73	\$3,157.27
03/13/2020	Sell to Close	Trade Details	TSLA 03/13/2020 500.00 P	PUT TESLA INC \$500 EXP 03/13/20	3	\$7.90	\$2.04	\$2,367.96
03/13/2020	Sell to Close	Trade Details	TSLA 03/13/2020 500.00 P	PUT TESLA INC \$500 EXP 03/13/20	2	\$5.10	\$1.36	\$1,018.64
03/13/2020	Buy to Open	Trade Details	TSLA 03/13/2020 500.00 P	PUT TESLA INC \$500 EXP 03/13/20	12	\$1.82	\$7.98	-\$2,191.98

Transactions Total


\$19,862.75


*Transactions may include Bank Sweep deposit information. Bank Sweep deposits are held at the FDIC-insured depository institution(s) referenced on the Balances detail page, your account statements and disclosed in your account documents. SIPC does not cover balances held in the Bank Sweep feature.

(0007-7604)

Brokerage Products: Not FDIC Insured • No Bank Guarantee • May Lose ValueAccount [REDACTED]

Today's Date: 08:08 PM ET, 03/17/2020

Charles Schwab & Co., Inc., and Charles Schwab Bank are separate but affiliated companies and subsidiaries of The Charles Schwab Corporation. Brokerage products are offered by Charles Schwab & Co., Inc. (Member SIPC  ("Schwab"). Schwab Intelligent Portfolios® is offered by Schwab, a dually registered broker dealer and investment advisor, and Institutional Intelligent Portfolios® is a technology and service platform provided to Advisor by Schwab Performance Technologies ("SPT") and used by Advisor to provide its clients with an automated investment management service. Deposit and lending products and services are offered by Charles Schwab Bank, Member FDIC and an Equal Housing Lender ("Schwab Bank").

Bank Sweep deposits are held at one or more FDIC-insured banks that are affiliated with Charles Schwab & Co., Inc. ("Affiliated Banks"). Funds deposited at Affiliated Banks are insured, in aggregate, up to \$250,000 per Affiliated Bank, per depositor, for each account ownership category, by the Federal Deposit Insurance Corporation (FDIC). Securities products and services (including unswept or intra-day cash, net credit or debit balances, and money market funds) offered by Charles Schwab & Co., Inc. (Member SIPC ) are not deposits or obligations of the Affiliated Banks, are subject to investment risk, are not FDIC insured, may lose value, and are not Affiliated Bank-guaranteed. Charles Schwab & Co., Inc. and the Affiliated Banks are separate entities and are all affiliates of The Charles Schwab Corporation.

© 2020 Charles Schwab & Co., Inc. All rights reserved. Member SIPC. Unauthorized access is prohibited. Usage will be monitored.